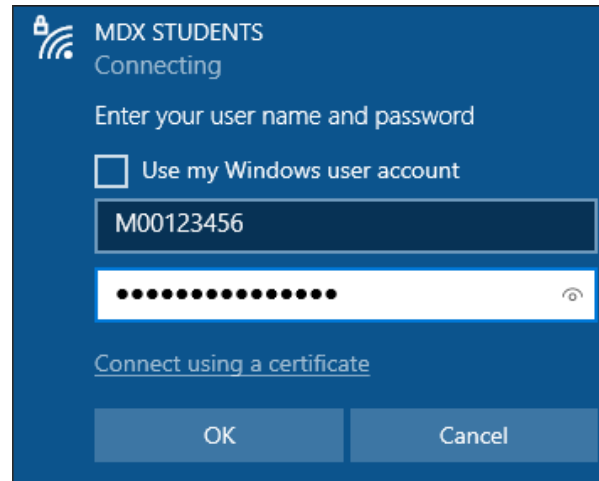
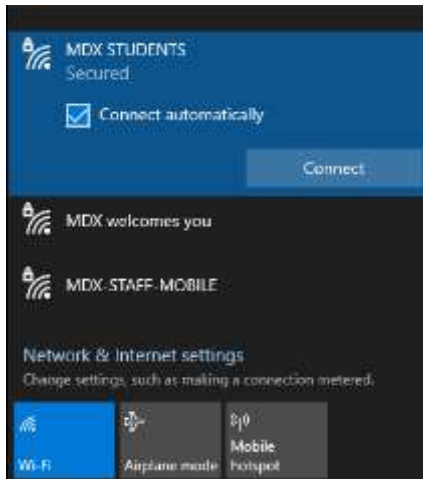


**Please read this information carefully and follow the steps.**

Make sure WIFI on your device is ON. Connect to MDX Students WIFI.



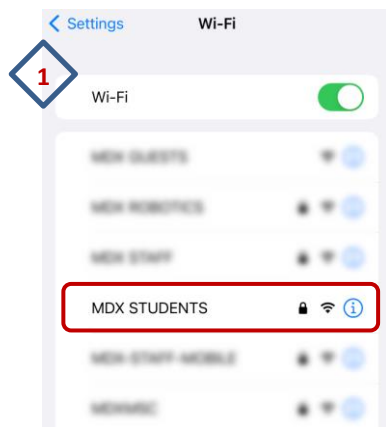
Enter your own Student number (e.g. M00123456) for the username.

The password for WIFI is sent to your student email (@live.mdx.ac.uk) initially.

*If you need to reset your own WIFI password, click on this link and follow the instructions:*

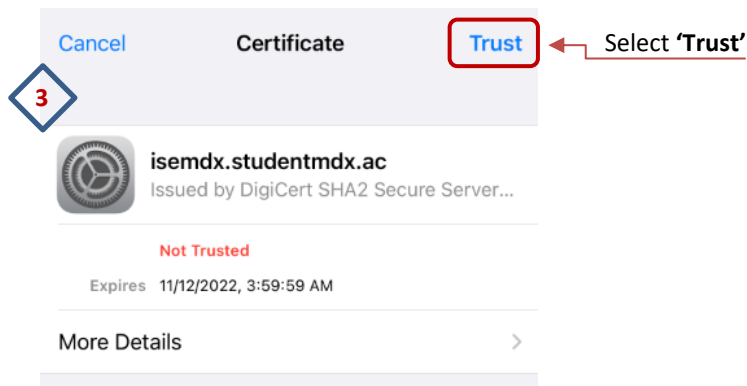
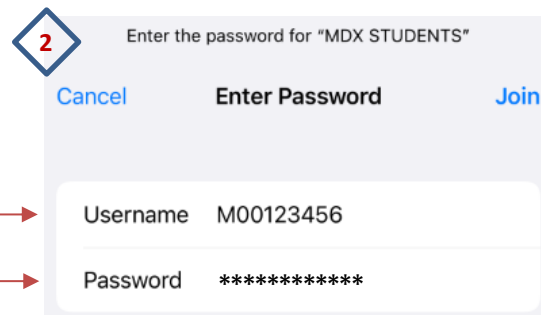
<https://changepassword.mdx.ac.ae:8445/showLogin.cc>

Please make sure WIFI is ON.  
Select **MDX STUDENTS** WIFI.



❖ Enter your own **Student Number**

❖ Enter your **WIFI Password**



Please make sure WIFI is ON.

Select **MDX STUDENTS** WIFI.



## ***WIFI Settings:***

- ❖ Select 'PEAP'
- ❖ Enter your own *Student Number*
- ❖ Enter your *WIFI Password*
- ❖ Select 'Don't Validate'
- ❖ Select 'MSCHAPV2'

