

2020

HIGHER EDUCATION CLASSIFICATION

RESULTS 2019/20



MIDDLESEX UNIVERSITY DUBAI



المعروف
Knowledge المعرفة



MIDDLESEX UNIVERSITY DUBAI

TABLE OF CONTENTS

INTRODUCTION	3
<hr/>	
FACTS SHEET FOR 2019	4
<hr/>	
SUMMARY RESULTS 2019/20	5
<hr/>	
CORE CATEGORIES	6
<hr/>	
LEARNING ENVIRONMENT CATEGORY	11
<hr/>	
SPECIALIST CATEGORY	14
<hr/>	
ADVANCED CATEGORIES	16
<hr/>	

2020



INTRODUCTION

In 2008, 12,000 students chose to start their university studies in Dubai's free zones. Today, that number has more than doubled to over 30,000. Thirty thousand students means 30,000 higher education decisions; decisions about choice of university, and decisions about choice of programme to help students get on their preferred career paths.

With the Higher Education Classification (HEC), we hope to give students and their parents the information and data they need to make more confident decisions about their future. Universities, too, will be able to use the HEC to identify and showcase their strengths and institutional, international best practices.

Based around the four core categories of Teaching, Research, Employability, and Internationalisation, HEC will publicly showcase the quality of tertiary institutions to further develop Dubai as an international hub for higher education, as well as a global centre for knowledge creation and innovation across public and private sectors.

Last year was the first cycle of Higher Education Classification. Before launching the second cycle, we consulted with the universities who participated last year and our QS™ partners. Based on those consultations, we have updated the methodology. Updates include creating more flexibility within the Research category and adding a new elective, Arts and Culture. The new methodology is available in the summary report which can be accessed on the KHDA website.

We thank every one of the 30,000 students who have chosen Dubai for their university studies. We're grateful to universities in Dubai for their continued commitment to quality, and we appreciate the help of our partners at QS™ in joining us in Dubai's journey to its destination as a world-class, higher education hub.

We are confident that together we will complete that journey, and as a result, create a pipeline of world-class graduates to fuel Dubai's dynamic, innovative economy for decades to come.



**Middlesex
University
Dubai**

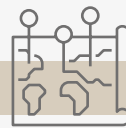
MIDDLESEX UNIVERSITY DUBAI

FACTS SHEET FOR 2019



YEAR OF ESTABLISHMENT

2005



HOME CAMPUS

UK



LOCATION

DUBAI KNOWLEDGE PARK



ACCREDITATION

QAA



NUMBER OF FACULTY

153



DISCIPLINES

ARCHITECTURE AND CONSTRUCTION

BUSINESS

EDUCATION

ENGINEERING

HEALTH AND MEDICINE

HUMANITIES

INFORMATION TECHNOLOGY

LAW

MEDIA AND DESIGN

TOURISM AND HOSPITALITY



NUMBER OF STUDENTS

3583



NUMBER OF GRADUATES

789



NUMBER OF PROGRAMMES

67

SUMMARY RESULTS 2019/20

818 POINTS | 1000 POINTS



5 STARS

A 5-star institution offers a world-class standard of education and has demonstrated strengths across all HEC categories including Core Criteria categories, Learning Environment, Programme Strength and Advanced Criteria categories. It has a global reputation and has highly regarded international research and teaching standards. Graduates are sought after by employers. 5-star institutions meet pre-requisites in Teaching, Research, Employability and Overall Student Satisfaction.

CORE CATEGORIES



TEACHING



EMPLOYABILITY



INTERNATIONALISATION



RESEARCH



LEARNING ENVIRONMENT
CATEGORY



FACILITIES



SPECIALIST
CATEGORY



PROGRAMME STRENGTH



ADVANCED CATEGORIES
(2 OUT OF 4)



HAPPINESS & WELLBEING



INCLUSIVENESS



2018/2019 RATING





CORE CATEGORIES

TEACHING




78 POINTS | 150 POINTS

3 STARS

Today's students expect faculty to contribute to their learning through effective, quality teaching. Universities that can demonstrate teaching excellence will attract students and have a competitive advantage in the higher education sector. We measure teaching excellence through a combination of input and output measures.

FACULTY STUDENT RATIO



3.6 POINTS | 50 POINTS



2.6%

MIN - 2% | MAX- 10%

3
FACULTY



PER

100
STUDENTS



COMPLETION RATE



33.8 POINTS | 40 POINTS




83.8%

GRADUATED WITHIN THE EXPECTED
DURATION OF THE PROGRAMME

MIN - 50% | MAX- 90%

FACULTY WITH TERMINAL DEGREE



0.8 POINTS | 20 POINTS



51%

OF FACULTY HAVE A TERMINAL DEGREE
OR RELEVANT PROFESSIONAL EXPERIENCE

MIN - 50% | MAX- 75%

SATISFACTION WITH TEACHING & LEARNING



40 POINTS | 40 POINTS



85.5%

MIN - 60% | MAX- 80%

POINTS AWARDED FOR THIS INDICATOR ARE SCALED BASED ON
THE RESPONSE RATE TO THE SURVEY

EMPLOYABILITY



130 POINTS | 150 POINTS

5 STARS

Students (and parents) consider future employment prospects when selecting universities and academic programmes. Strong employability data gives universities a significant advantage. These data send students a positive signal; namely, that graduates from their university are held in high regard by employers and that they stand a good chance of finding a job after graduation. The 'employability agenda' today is pivotal in the strategic priorities of universities as it has a direct impact on student recruitment, retention and satisfaction.

CAMPUS EMPLOYER PRESENCE

40.5

40.5 POINTS | 50 POINTS



58 COMPANIES
ENGAGED IN
CAREER SERVICES

MIN - 0 COMPANIES | MAX - 72 COMPANIES

CAREER SERVICE SUPPORT

50

50 POINTS | 50 POINTS



6

MIN - 0 | MAX - 5

● AVAILABLE | NOT AVAILABLE ●



CAREER ADVISOR



CAREER INTERVIEW
TRAININGS OR CV/
COVER LETTER
WRITING SUPPORT



ON-CAMPUS
CAREER FAIR



CAREER ADVISING
SESSIONS AVAILABLE
FOR STUDENTS



ONLINE CAREER
PORTAL / CAREER
ADVISOR APPOINTMENT
SYSTEM



ALUMNI ENGAGEMENT
ACTIVITIES

GRADUATE EMPLOYMENT RATE

39.5

39.5 POINTS | 50 POINTS



81.6%

OF STUDENTS WERE EMPLOYED WITHIN
24 MONTHS FROM GRADUATION

MIN - 50% | MAX - 90%

POINTS AWARDED FOR THIS INDICATOR ARE SCALED BASED ON THE
RESPONSE RATE TO THE SURVEY

INTERNATIONALISATION



142 POINTS | 150 POINTS

5 STARS

There is a need for higher education institutions to cultivate a global outlook to offer students the best possible preparation for life and careers in the 21st century. It is important for institutions to develop and articulate their own campus-based internationalisation strategy to meet the expectations of students who increasingly want international experiences while pursuing their university studies.

INTERNATIONAL COLLABORATION



50 POINTS | 50 POINTS



11

MIN - 0 | MAX- 10

INTERNATIONAL STUDENTS



11.8 POINTS | 20 POINTS



21.8%

MIN - 10% | MAX- 30%

INTERNATIONAL FACULTY




20 POINTS | 20 POINTS



81%

MIN - 5% | MAX- 25%

INTERNATIONAL EXCHANGE PROGRAMMES



40 POINTS | 40 POINTS



2.6%

OF STUDENTS PARTICIPATED IN
EXCHANGE INITIATIVES

MIN - 0% | MAX- 2%

INTERNATIONAL STUDENT SUPPORT SERVICES



10 POINTS | 10 POINTS



5 SERVICES

MIN - 0 | MAX- 5

AVAILABLE | NOT AVAILABLE



VISA SUPPORT
SERVICES



ORIENTATION TO
DUBAI



DEDICATED
WEBPAGE



DEDICATED
SCHOLARSHIPS



DEDICATED
INTERNATIONAL
CENTER

INTERNATIONAL DIVERSITY



10 POINTS | 10 POINTS



114 NATIONALITIES
ON CAMPUS

MIN - 5 | MAX- 50

RESEARCH



144 POINTS | 150 POINTS

5 STARS

The research category enables higher education institutions to demonstrate their research assets such as research quality and productivity. Research output should be a recognisable aspect of the strategic priorities and growth-plan of the university, and should be visible in the institution's everyday operational reality. Research outcomes contribute to society's intellectual knowledge base and create wealth in the community in which the university is located and beyond.

PAPERS PER FACULTY

40

40 POINTS | 40 POINTS



208 RESEARCH PAPERS
BY
92 FACULTY

MIN - 20% | MAX- 60%

CITATIONS PER PAPER

33.8

33.8 POINTS | 40 POINTS



5.1

MIN - 0 | MAX- 6

RESEARCH FUNDS

40

40 POINTS | 40 POINTS



59.6%
OF FACULTY RECEIVED
RESEARCH FUNDING

MIN - 10% | MAX- 30%

RESEARCH AND DEVELOPMENT SUPPORT

30

30 POINTS | 30 POINTS



12 R&D INITIATIVES

MIN - 0 | MAX- 10



LEARNING ENVIRONMENT CATEGORY

FACILITIES



99 POINTS | 100 POINTS

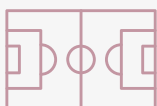
5 STARS

The learning environment category focuses on the physical and technological infrastructure that the university has created to support student learning. Today's students have high expectations about the quality and variety of learning environments that they expect to find on campus. Institutions that provide high quality learning environments will benefit in terms of recruitment, retention, and student satisfaction.

SPORTS FACILITIES

0

20 POINTS | 20 POINTS



5

MIN - 0 | MAX - 5



ON CAMPUS | OFF CAMPUS



AVAILABLE | NOT AVAILABLE



SWIMMING
POOL



INDOOR OR
OUTDOOR FITNESS
GYM



INDOOR SPORTS
COURT



OUTDOOR SPORTS
COURT



OUTDOOR SPORTS
FIELD

CAMPUS FACILITIES

19.4

19.4 POINTS | 20 POINTS



79.4%

STUDENTS WERE SATISFIED
WITH CAMPUS FACILITIES

MIN - 60% | MAX - 80%

POINTS AWARDED FOR THIS INDICATOR ARE SCALED BASED ON
THE RESPONSE RATE OF THE SURVEY

STUDENT ACCOMMODATION

20

20 POINTS | 20 POINTS



1

MIN - 0 | MAX - 1



ON CAMPUS | OFF CAMPUS



LIBRARY RESOURCES

20

20 POINTS | 20 POINTS



105 ONLINE DATABASES

MIN - 0 | MAX - 10

HEALTH AND ENVIRONMENTAL IMPACT

10

10 POINTS | 10 POINTS



2

MIN - 0 | MAX- 2

● AVAILABLE | NOT AVAILABLE ●



ACCESSIBILITY TO
HEALTH INSURANCE



ENVIRONMENTAL
POLICY



ACCESSIBILITY TO
HEALTH SERVICES

STUDENT CLUBS

10

10 POINTS | 10 POINTS



30

MIN - 0 | MAX- 10



SPECIALIST CATEGORY

PROGRAMME STRENGTH



134 POINTS | 200 POINTS

4 STARS

This category gives institutions the opportunity to showcase their flagship academic programme(s). Institutions are required to select a specialist programme area. All indicators below are applicable to the discipline of choice.



DISCIPLINE OF CHOICE
ACCOUNTING AND FINANCE

GRADUATE EMPLOYMENT
RATE

25.8

25.8 POINTS | 30 POINTS



84.4%

OF STUDENTS WERE EMPLOYED WITHIN
24 MONTHS FROM GRADUATION

MIN - 50% | MAX- 90%

POINTS AWARDED FOR THIS INDICATOR ARE SCALED BASED ON THE
RESPONSE RATE OF THE SURVEY

COMPLETION
RATE

20

20 POINTS | 20 POINTS



93.3%

GRADUATED WITHIN
EXPECTED PROGRAMME
DURATION

MIN - 50% | MAX- 90%

FACULTY
STUDENT RATIO

5.5

5.5 POINTS | 20 POINTS



4.2%

MIN - 2% | MAX- 10%

APPLICATIONS
PER PLACE

12

12 POINTS | 20 POINTS



2.4

MIN - 1.5 | MAX- 3

INTERNATIONAL
STUDENTS

5.7

5.7 POINTS | 20 POINTS



15.7%

MIN - 10% | MAX- 30%

STUDENT SATISFACTION WITH
PROGRAMME OF STUDY

40

40 POINTS | 40 POINTS



86.6%

MIN - 60% | MAX- 80%

POINTS AWARDED FOR THIS INDICATOR ARE SCALED BASED ON THE
RESPONSE RATE OF THE SURVEY

INTERNATIONALLY RECOGNISED
ACCREDITATIONS

25

25 POINTS | 50 POINTS



75%

OF PROGRAMMES IN THIS DISCIPLINE ARE
INTERNATIONALLY ACCREDITED

MIN - 50% | MAX- 100%



ADVANCED CATEGORIES



HAPPINESS AND WELLBEING



50 POINTS | 50 POINTS

5 STARS

The UAE has placed happiness and wellbeing on its national agenda, as witnessed by the appointment of a Minister of State for Happiness and Wellbeing. This category serves as the impetus to officially recognising happiness across the Higher Education sector in Dubai. These indicators capture data on how institutions are facilitating environments which nurture and encourage the personal wellbeing and professional development of students. Institutions should also facilitate processes and activities to support staff development and wellbeing.

STAFF DEVELOPMENT AND WELLBEING ACTIVITIES

10

10 POINTS | 10 POINTS



10

MIN - 0 | MAX- 10

STUDENT WELLBEING ACTIVITIES

10

10 POINTS | 10 POINTS



10

MIN - 0 | MAX- 10

VOLUNTARY WORK

10

10 POINTS | 10 POINTS



13 VOLUNTARY INITIATIVES

MIN - 0 | MAX- 10

OVERALL STUDENT SATISFACTION AND HAPPINESS

20

20 POINTS | 20 POINTS



82.6%

MIN - 60% | MAX- 80%

POINTS AWARDED FOR THIS INDICATOR ARE SCALED BASED ON THE RESPONSE RATE TO THE SURVEY

INCLUSIVENESS



40 POINTS | 50 POINTS

5 STARS

Engagement between the university and the community is an important pillar in an institution's operations, since it defines the way it is embedded in the society it serves. Providing opportunities for all segments of society to have the opportunity to access higher education comes under the umbrella of inclusion. This category gives universities the opportunity to demonstrate their level of inclusion in three specific categories: inclusiveness for people of determination; gender balance; and scholarships and bursaries.

INCLUSIVENESS

16

16 POINTS | 20 POINTS



4

MIN - 0 | MAX- 5

● AVAILABLE | NOT AVAILABLE ●



SUPPORT SERVICES
FOR MENTAL HEALTH
CONDITIONS



BUILT-IN ACCESSIBILITY
COMPUTER SYSTEMS FOR
VISUALLY IMPAIRED



SIGN LANGUAGE INTERPRETER
OR NOTE-TAKERS FOR
HEARING IMPAIRED



MAP IDENTIFYING
WHEELCHAIR RAMPS,
DISABLED TOILETS AND
PARKING ACCESS



DEDICATED ACADEMIC
SUPPORT FOR STUDENTS
WITH LEARNING DISABILITIES

GENDER BALANCE

4.4

4.4 POINTS | 10 POINTS

44.4%

MALE STUDENTS



55.6%

FEMALE STUDENTS

MIN - 40:60 | MAX- 50:50

SCHOLARSHIPS AND BURSARIES

20

20 POINTS | 20 POINTS



1.1% OF STUDENTS RECEIVED
50% SCHOLARSHIPS OR BURSARIES

MIN - 0% | MAX- 1%

DISCLAIMER: SCHOLARSHIPS AND BURSARIES ARE SUBJECT TO
UNIVERSITY APPROVAL AND POLICY



KNOWLEDGE AND HUMAN DEVELOPMENT AUTHORITY

Block 8, Academic City, P. O. Box: 500008, Dubai, UAE
Tel: +971 4 364 0000 Fax: +971 4 364 0001

www.khda.gov.ae

#KHDADUBAI #KHDA



@KHDA



@KHDADUBAI



/KHDAOFFICIAL